

Commercial Low Rise Platform Lifts

Accessibility Solutions with VESTNER

Vestner's range of platform lifts and elevators are an ideal lift choice for providing an access solution for commercial buildings, educational facilities, and retail premises.

Whether it is to meet the access needs of a staff member or student, or to provide public access, particularly where stairs are expected to carry most of the traffic, a platform lift or elevator may be the right choice.

- Suitable for indoor and outdoor settings.
- Limited site preparation - easy installation.
- Range of models suitable for rises up to 1.5m.
- Bring your building up to code.
- New Zealand designed and manufactured by disability access specialists.

Vestner's series of lifts are a safe and cost-effective solution in overcoming accessibility barriers in the commercial environment.

Safety and Compliance

Designed to overcome accessibility barriers with clients needs and safety foremost, the lift series meet compliance requirements and New Zealand disability codes and recommendations.

Lifts have been certified for Access Equipment Safety and Structural Engineering Compliance by independent certifiers and are compliant with the relevant Building Codes.

Certificate of Plant Design Registration by WorkCover NSW Government.

Vestner is New Zealand's leading designer, manufacturer, installer and exporter of platform lifts and elevators.

NZ & AU
STANDARDS
AND
BUILDING CODE
COMPLIANT
LIFTS

vestner.co.nz vestner.com.au



Talk to us today.
NZ: Free Phone 0800 358 383
AU: Contact one of our Australian distributors listed at vestner.com.au

VESTNER
ELEVATING PEOPLE

Vestner Open Platform Lifts

The popular lift series is suitable for a range of settings, providing access to different levels. The unobtrusive access solution is preassembled and bolted into place-suitable for all environments.

Models

Ascensa: max rise up to 1 metre

Extollo: max rise up to 1.5 metres

Features

- Easy to operate controls
- Built-in safety features
- Battery back up in event of power outage
- Low running costs
- Compact design
- Suitable for indoors and outdoors
- Range of models to suit specific size and weight requirements
- New Zealand designed and manufactured
- Compliant to the New Zealand Building Code and NZ Standards
- Nationwide network of installers
- AU Compliance

Installation

- Free standing design that bolts directly onto a concrete pad or timber floor without the need for pit, bore, or load bearing wall, allowing a wider choice in position. There is a pit-installed option available on some models where the requirement for the small lead-up ramp can be dispensed with.
- Limited site preparation and easy installation
- Simple connection to a standard power supply (RCD protected), with lockable isolation switch located close to lift
- Installation when undertaken by Vestner includes inspection by an independent CBIP Certified Level 2 Lift Inspector (PS4 provided to client)

Warranty

All Vestner platform lifts come with a comprehensive warranty that covers the lift and installation when undertaken by Vestner or one of our subcontractors

Accessories and options

A full range of accessories is available to further compliment the lift and meet specific client needs or requirements of the lift location. Lifts can also be custom designed and manufactured where required.



Extollo



Ascensa



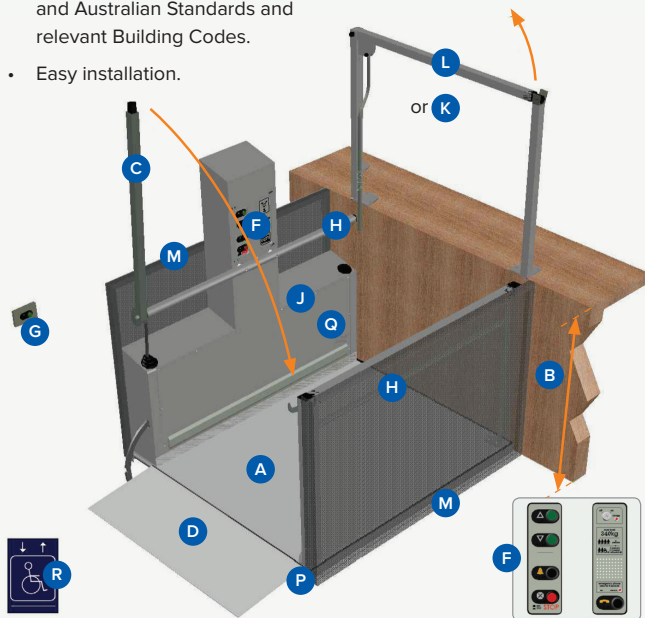
Ascensa



We design and manufacture our lifts with a focus on user safety, compliance and reliability.

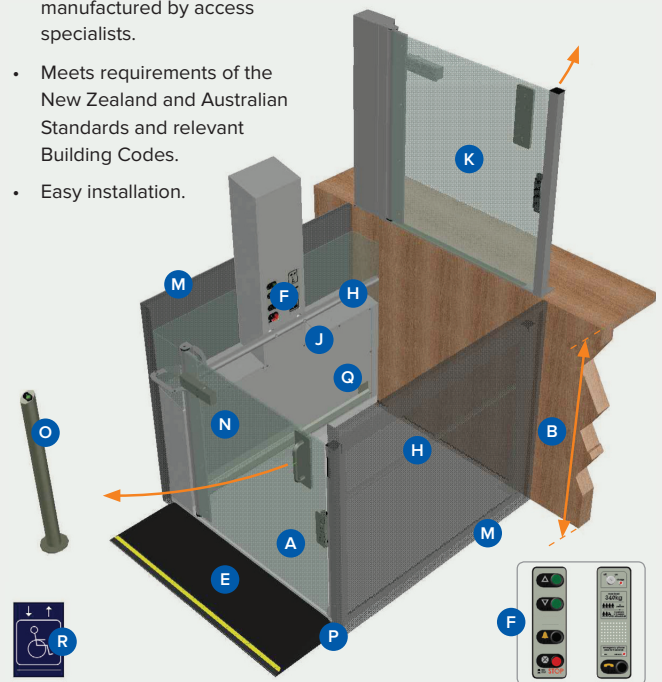
Vestner's range of commercial platform lifts provides an alternative to the high costs and construction requirements associated with high-speed, volume moving lifts in a public or commercial environment. The compact design allows for installation in both indoor and outdoor settings, particularly where stairs are expected to carry most of the traffic. Our low-rise lifts can be used to provide threshold entry, access to mezzanine or first floors and more. Lifts can be customised to match the aesthetics of the environment.

- New Zealand designed and manufactured by access specialists.
- Meets requirements of the New Zealand and Australian Standards and relevant Building Codes.
- Easy installation.



- | | |
|---------------------------|-----------------------------|
| A. User platform | J. Emergency lowering valve |
| B. Maximum vertical rise | K. Landing gate |
| C. Car barrier arm | L. Landing barrier arm |
| D. Retractable ramp | M. Lift shaft walls |
| F. Car controls | P. Under car barrier blind |
| G. Landing call buttons | Q. Manufacturing plate |
| H. Car support/hand rails | R. Signage & documentation |


- New Zealand designed and manufactured by access specialists.
- Meets requirements of the New Zealand and Australian Standards and relevant Building Codes.
- Easy installation.



- | | |
|-----------------------------|----------------------------|
| A. User platform | M. Lift shaft walls |
| B. Maximum vertical rise | N. Car gate |
| E. Threshold ramp | O. Call bollard |
| F. Car controls | P. Under car barrier blind |
| H. Car support/hand rails | Q. Manufacturing plate |
| J. Emergency lowering valve | R. Signage & documentation |
| K. Landing gate | |



Ascensa



Extollo

Commercial Lift Specifications

Lift & Elevator Types		1m rise Lifts			1.5m rise Lifts	
General	ASCENSA 260	ASCENSA 340	ASCENSA 500	EXTOLLO 260	EXTOLLO 340	
Platform size (mm)	1000 x 1200	1100 x 1400	1100 x 1400	1000 x 1200	1100 x 1400	
Lift/Elevator footprint (mm)	1210 x 1210	1310 x 1410	1310 x 1410	1210 x 1210	1310 x 1410	
Placement	Indoor or outdoor - surface mounted direct to concrete pad or timber flooring					
Floor to floor rise - max (mm)	1000	1000	1000	1500	1500	
Rated Load (kg)	260	340	500	260	340	
Orientation	Entry, exit and lift control position to suit various environments					
Primary finish	Silver grey, aluminium, black trim (glass panel option)					

Controls					
On/Off key switch	✓	✓	✓	✓	✓
Push buttons (Up & Down, Audible Alarm, Stop)	✓	✓	✓	✓	✓
Communication phone	Optional	Optional	Optional	Optional	Optional
Tactile and Braille identification	✓	✓	✓	✓	✓
Landing call buttons	✓	✓	✓	✓	✓
Remote control - handheld	Optional	Optional	Optional	Optional	Optional
Additional controls opp lift tower	Optional	Optional	Optional	Optional	Optional

Safety and Security					
Car barrier arm and retractable	✓	✓	✓	-	-
Car gate (threshold ramp incl'd) - manual open and self close	Optional	Optional	Optional	✓	✓
- fully automatic	Optional	Optional	Optional	Optional	Optional
Car handrail	✓	✓	✓	✓	✓
Under-car barrier (blind)	✓	✓	✓	✓	✓
Car wall with handrail	✓	✓	✓	✓	✓
Lift shaft walls (bolt down)	Optional	Optional	Optional	Optional	Optional
Lift shaft enclosure	-	-	-	-	-
Upper landing barrier arm	Optional	Optional	Optional	-	-
Upper landing gate - manual open and self close	Optional	Optional	Optional	✓	✓
Lower landing door	Available option				
Battery backup and charge light	✓	✓	✓	✓	✓

Automation of landing protection (gates and doors) and car gate is an available option on most models.

Vestner's product range also includes Residential Lifts, Elevators and Stair Lifts

For further information or to discuss your specific needs free phone Vestner on **0800 358 383** or if residing in Australia contact one of Vestner's distributors listed at **vestner.com.au**

Vestner NZ Limited

Unit 3, 6 O'Briens Rd
Sockburn, Christchurch
P +64 338 5188
E info@vestner.co.nz

1E Lady Ruby Dr
East Tamaki, Auckland
P +64 576 0545
E info@vestner.co.nz